

Name _____

My Homework

Lesson 1


Time to the Hour

Homework Helper



Need help? connectED.mcgraw-hill.com

You can tell and write time to the hour.





It is 5 o'clock or 5:00.

↑ hour ↑ minutes after the hour

Practice



Tell what time is shown. Write the time.

1.




_____ o'clock

2.



_____ o'clock



3.





_____ o'clock

Draw the hands on each clock. Then write the time.

4. 2 o'clock

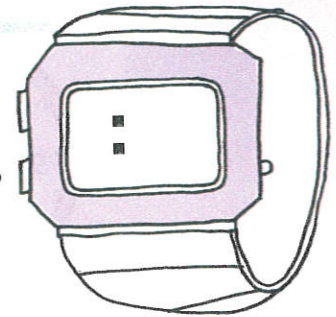


5. 4:00



6. The time on Javier's watch is 3 hours after 2:00. Write the time on his watch.

Javier's cool watch!



Vocabulary Check



Complete each sentence.

hour hand

analog clock

minute hand

digital clock

- An _____ has an hour and a minute hand.
- The _____ points to the hour on an analog clock.
- A _____ uses numbers on a screen to show time.
- The _____ points to the minute on an analog clock.



Math at Home Throughout the day, ask your child to look at an analog or digital clock showing a time to the hour and have them tell you the time.

Name _____

My Homework

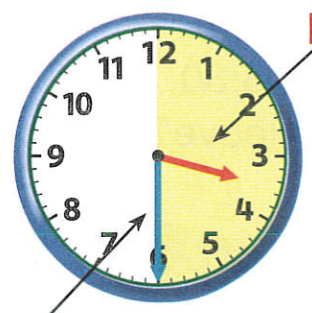
Lesson 2
Time to the
Half Hour

Homework Helper



Need help? connectED.mcgraw-hill.com

You can tell and write time to the half hour.



hour hand

minute hand




hour minutes after hour

It is half past 3 or 3:30.

Practice



Tell what time is shown. Write the time.

1.




half past _____

2.



half past _____



3.





half past _____

Draw the hands on each clock. Write the time.



4. half past 1



5. half past 11



6. Tatum is going to the city with her family. They will leave one hour after she gets home from school. Tatum gets home from school at 3:30. What will the clocks look like when they leave?



No, we're not lost.
We're on an
adventure!




Vocabulary Check



Show a **half hour** later on the second clock.

7.



Math at Home Give your child a time to the hour. Have him or her tell you the position of the clock hands for half past that hour or in a half hour.

Name

My Homework

Lesson 3

Problem-Solving: Find a Pattern

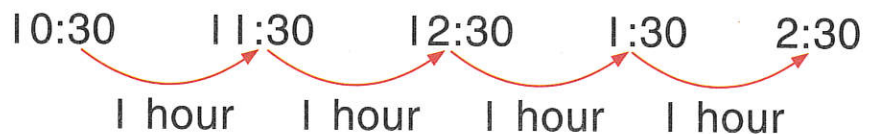
Ashley's family is going to visit their grandma. It will take them four hours to get there. They leave at 10:30. What time will they get to grandma's house?



1 Understand Underline what you know. Circle what you need to find.

2 Plan How will I solve the problem?

3 Solve Find a pattern.



They will arrive at 2:30.

4 Check Is my answer reasonable?




Problem Solving

Underline what you know. Circle what you need to find. Find a pattern to solve.

1. There is one plane that leaves from the city to the ski resort every hour. The first plane leaves at 10:00. The last plane leaves at 4:00. How many planes fly to the resort each day?

_____ planes



2. Mr. Lyon's class arrived at the zoo at 9:30. They met the zookeeper 30 minutes later. Another 30 minutes after that, they saw the penguins. What time did they see the penguins?

3. Julio's family wants to take a ride on a tour bus. It leaves the bus station every half hour. It is 1:00. They just missed the bus. What are the times for the next two buses?

_____, _____



Math at Home Ask your child to keep a journal for one evening. At each half hour, have your child write the time and record his or her activity at that time. At the end of the evening, see if there were any repeating or other patterns in their activities.

Name

My Homework

Lesson 4

Time to the Quarter Hour

Homework Helper



Need help? connectED.mcgraw-hill.com

You can show time to the quarter hour.



quarter past 8



half past 8




quarter till 9




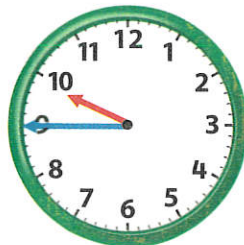
Practice

Use . Tell what time is shown. Write the time.

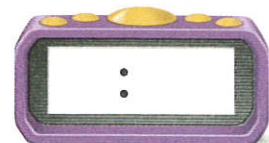
1.



2.





3.





Draw the hands on each clock. Write the time.


4. quarter past 6



5. quarter till 3



6. quarter past 7



7. Carly left for school at 8:15. She left school at 2:45. If she arrived at school at 8:45, how many hours was she in school?



_____ hours

Vocabulary Check



8. Circle the clock that shows an example of quarter hour.



Math at Home Have your child use the words quarter till and quarter past to describe the time at 6:15 and 6:45.

Name _____

My Homework

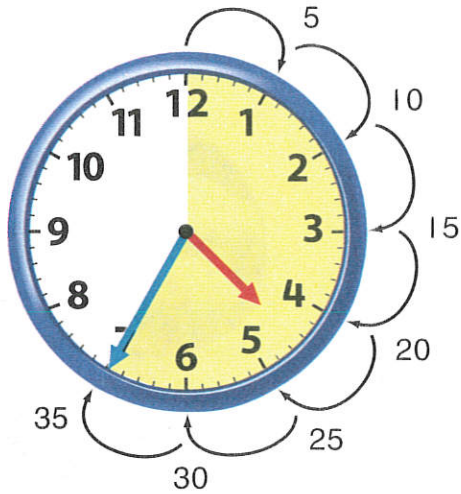
Lesson 5

Time to Five-Minute Intervals

Homework Helper



Need help? connectED.mcgraw-hill.com



It takes 5 minutes for the minute hand to move to the next number. Skip count by 5s to tell time.

This clock shows 35 minutes after 4 o'clock.


The time is shown another way.





Practice

Read the time. Write the time.


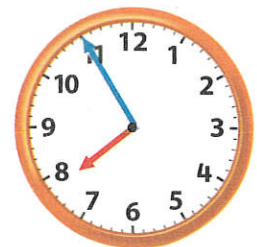
1.



2.



3.



Tell what time is shown. Draw the minute hand to show the time.


4.




5.



6.





7. It is 1:00. Hunter is waiting for Ben. Ben said he would meet Hunter in 25 minutes but he arrived 5 minutes late. What time does Ben meet Hunter?



Test Practice

8. A train leaves at 10:40. Which clock shows 10:40?



Math at Home Ask your child to look at an analog clock on the hour. Have him or her tell you what time it will be in 5 minutes, 10 minutes, 25 minutes, and 50 minutes.

Name

My Homework

Lesson 6

A.M. and P.M.

Homework Helper



Need help? connectED.mcgraw-hill.com

The hours from midnight until noon are labeled A.M. The hours from noon until midnight are labeled P.M.

Helpful Hint


12:00 P.M. is noon.

12:00 A.M. is midnight.

Wake Up



9:00 A.M.



Look at the Moon



9:00 P.M.


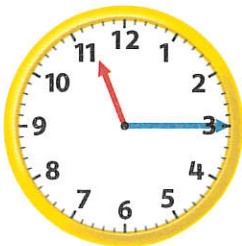


Tell what time is shown for the activity. Write the time. Circle A.M. or P.M.


1. Go to the Park

2. Go Bowling



3. Make your Bed



A.M.
P.M.




A.M.
P.M.



A.M.
P.M.


Tell what time is shown for the activity.
Draw the hands on the clock. Circle A.M. or P.M.

4. Rooster Crowing




A.M.
P.M.

5. Flying a Kite



A.M.
P.M.

6. Going Shopping



A.M.
P.M.

7. Jay and Mike went to the county fair with Mike's parents. They got there at 10:00 A.M. They stayed for 4 and a half hours. Did they get home in the A.M or P.M.? _____



Vocabulary Check



Complete each sentence.

A.M.

P.M.

8. Casey has an art lesson at 4:30. _____.
9. Sam eats dinner at 5:30 _____.
10. Kaylee eats breakfast at 6:00 _____.



Math at Home Several times in the next 24 hours, ask your child for the time and then if it is A.M. or P.M.